

















# Level 2 – Pattern Starters and Pieces

Print in color or black-and-white on cardstock (to be able to use multiple times) and cut out. Use one set for every 1-2 students. You may not need to use every pattern starter with every student.

 <p>2 – AABC</p>	 <p>2 – AABC</p>
 <p>2 – AABC</p>	 <p>2 – AABC</p>
 <p>2 – ABCC</p>	 <p>2 – ABCC</p>
 <p>2 – ABCC</p>	 <p>2 – ABCC</p>
 <p>2 – ABCD</p>	 <p>2 – ABCD</p>
 <p>2 – Decreasing</p>	 <p>2 – Decreasing</p>
 <p>2 – Decreasing</p>	 <p>2 – Decreasing</p>
 <p>2 – Decreasing</p>	 <p>2 – Decreasing</p>

