

















Level 1 – Pattern Starters and Pieces

Print in color or black-and-white on cardstock (to be able to use multiple times) and cut out. Use one set for every 1-2 students. You may not need to use every pattern starter with every student.

 1 – AB	 1 – AB
 1 – AB	 1 – AABB
 1 – AABB	 1 – AABB
 1 – AAB	 1 – AAB
 1 – AAB	 1 – ABB
 1 – ABB	 1 – ABB
 1 – ABC	 1 – ABC
 1 – ABC	 1 – ABC

